WMU 936-1

WMU 936-1 + WAB 836B 01 + WAB 836E 01

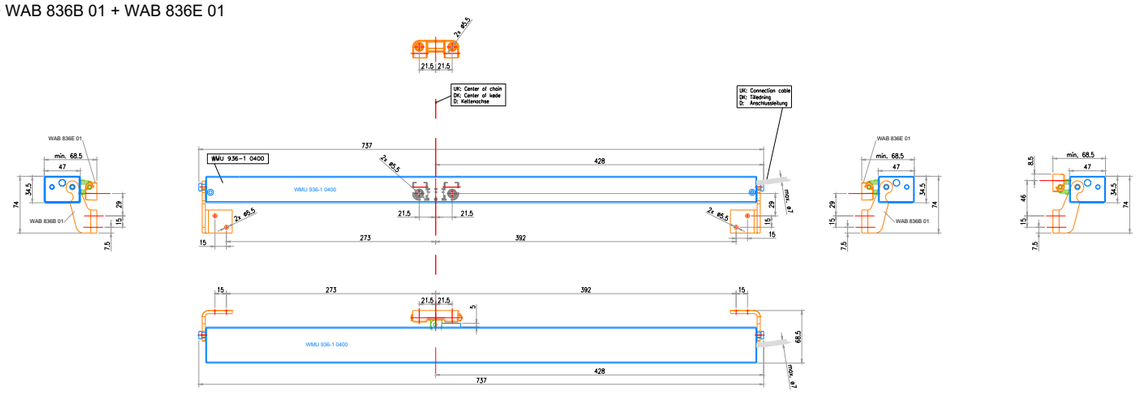

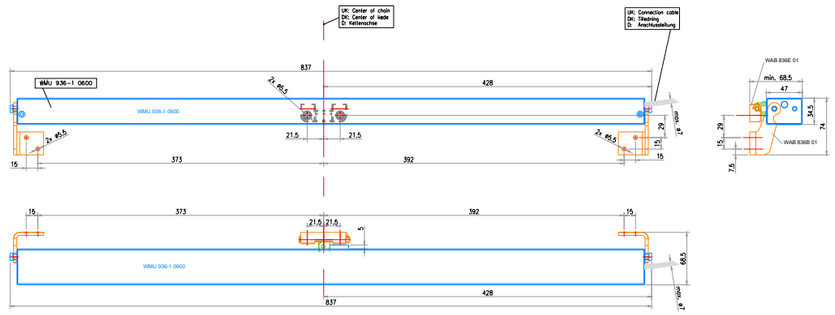

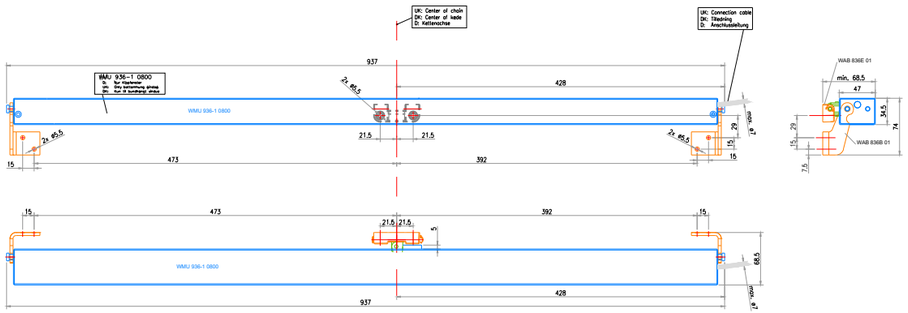

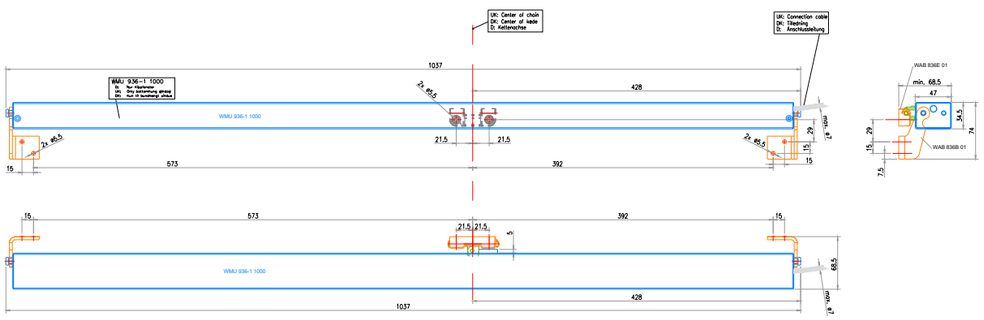

1:8

For further info: www.windowmaster.com/WMU936

Different brackets

For further info and drawings: www.windowmaster.com/WAB836A
www.windowmaster.com/WAB836E

For further info and drawings: www.windowmaster.com/WAB824
www.windowmaster.com/WAB825
www.windowmaster.com/WAB836E

For further info and drawings: www.windowmaster.com/WAB827
www.windowmaster.com/WAB830
www.windowmaster.com/WAB836E

For further info and drawings: www.windowmaster.com/WAB824
www.windowmaster.com/WAB836L
www.windowmaster.com/WAB836E

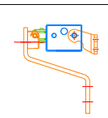

For further info and drawings: www.windowmaster.com/WAB811
www.windowmaster.com/WAB812

For further info and drawings: www.windowmaster.com/WAB811
www.windowmaster.com/WAB836N

For further info and drawings: www.windowmaster.com/WAB836H
www.windowmaster.com/WAB836E

For further info and drawings: www.windowmaster.com/WAB836i
www.windowmaster.com/WAB836E

WMU 936-1 0600 + WAB 836A 01 + WAB 836E 01

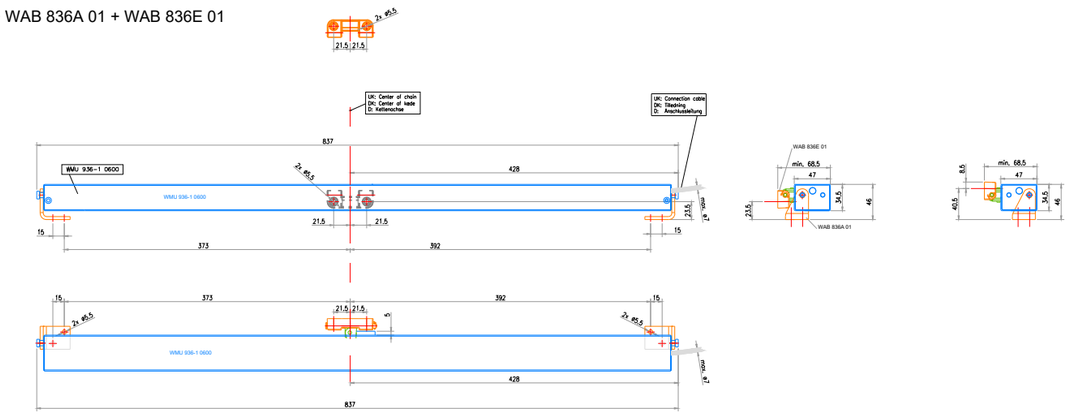

1:8

Subject: WMU 936-1		Checked by:	Date: 2022-11-18 / Drawn by:
Tolerances: DS/ISO 2768-m	Materiale:	© WindowMaster International A/S	
WindowMaster International A/S, Skelstedet 13, 2950 Vedbæk	Tel.: 0045 45 67 03 00, Fax: 0045 45 67 03 90, info@windowmaster.dk, www.windowmaster.com	Profilesytem by	
		Client	
		Scale	Dimension MM
WindowMaster Control Systems Ltd.	Tel.: +44 1536 614070	Project	
WindowMaster GmbH	Tel.: +49 (0) 40 87409 560	Drawing No. LES-7192-02	
WindowMaster AG	Tel.: +41 62 289 22 22		

Bemærk!
Dette er kun et konstruktionsforslag til placering af motoren samt motorbeslagene. Det er til hver en tid op til den enkelte at afprøve om den givne konstruktion kan fungere i det konkrete tilfælde. Ophavsretten til denne tegning tilhører WindowMaster International A/S. Tegningen må ikke uden forudgående tilladelse fra WindowMaster International A/S kopieres videre til tredie part.
Af hensyn til sikkerheden skal der monteres sikkerhedsbeslag på bundhængte vinduer.

Note!
The above illustration is merely a suggestion for positioning of the motor and the motor brackets. It is up to the installer, in each specific case, to test whether the given design will function."
This drawing is the property of WindowMaster International A/S. This drawing must not, without prior permission from WindowMaster International A/S, be copied to third parties.
For safety reasons, opening restrictors must be fitted on bottom-hung windows.

Achtung!
Die hier dargestellten Profile, die Positionierung der Motoren sowie deren Beschläge verstehen sich als Konstruktionsvorschlag und sind vom Anwender auf Ausführbarkeit zu prüfen.
Zeichnungen mit dem Vermerk Konstruktionsvorschlag sind vom Anwender auf Richtigkeit sowie Aus- und Durchführbarkeit eigenverantwortlich zu prüfen.
Die Rechte an dieser Zeichnung sind Eigentum der Firma WindowMaster International A/S. Die Zeichnung darf, auch auszugsweise, ohne unsere, Genehmigung weder kopiert noch dritten Personen oder Firmen mitgeteilt werden. Aus Sicherheitsgründen müssen Fensterscheren auf unten angeschlagenen Fenstern montiert werden.