



White, RAL 9010 ☐  
Grey, RAL 9006 ☐  
Black, RAL 9005 ☐

## WMX 504 / 504 UL / 804 / 804 UL Chain actuator



Natural  
ventilation

24V

±24V control



MotorLink®



UL certification  
– Actuators

1.41

### Description

- designed for surface mounting
- for comfort ventilation
- to be used with all window types
- to be used together with ±24V control units or control units with MotorLink®
- can be used together with espagnolette WMB
- external safety edge can be connected directly to the actuator (actuator version 'E')
- available with and without UL certification:
  - Europe: order without UL certification
  - USA / Canada: order with UL certification (version UL)
- synchronization of up to four window actuators – no need for an external synchronization module
- genuine position feedback and three speeds when using control unit with MotorLink®
- soft close
- built-in electronic load switch-off/end stop
- electronic actuator with micro controller
- the actuator has an integrated reverse function to ensure a prolonged life span of the window gaskets
- easy mounting


### Actuator variants

The actuator is available in four different versions: single actuator (-1), double actuator (-2), triple actuator (-3) and quad actuator (-4).

The synchro actuators (-2, -3 and -4) are equipped with a synchronization function, in which the actuators communicate directly with each other, which ensures the actuators operate at exactly the same speed and position. On large windows up to four actuators can be mounted on the same window – with no need for an external synchronization module.

### Pressure safety function

The risk of entrapment is reduced as the actuators are programmed to reverse if they encounter obstacles when closing. The set points determining when the actuators are to reverse are individually adjustable.



Version S



Version E

**Opening speeds**

One speed:

Actuators connected to  $\pm 24$  VDC control units (e.g. WUC) can be run with one speed – see the following page for opening speed.

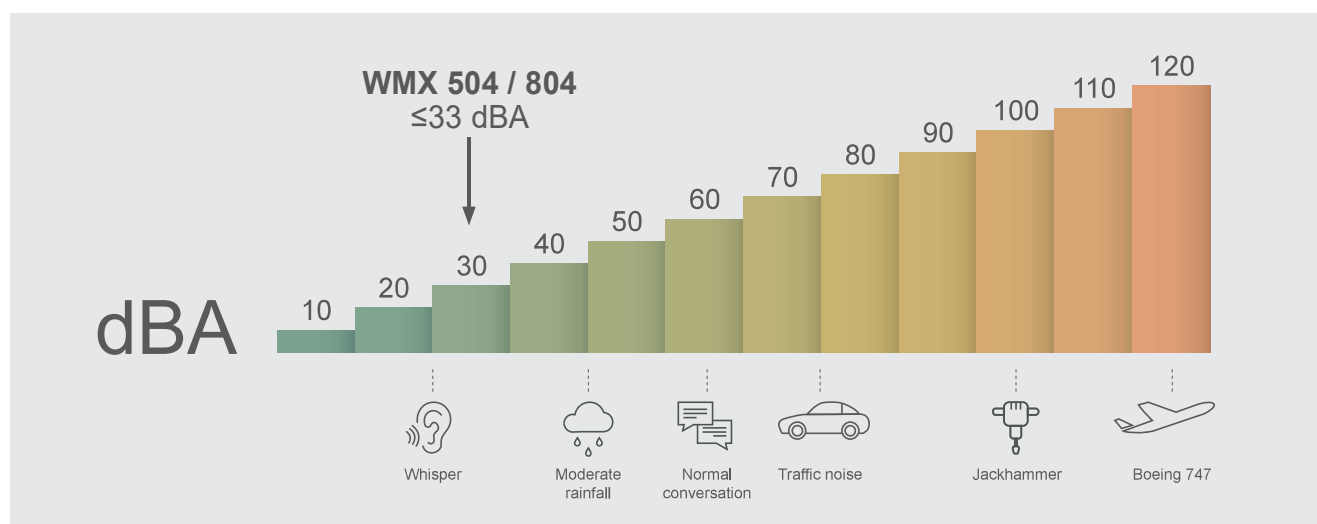
Three speeds:

Actuators connected to control units with MotorLink® (e.g. WCC) can be run with three different speeds:

- automatically control speed – actuators run slowly and almost soundlessly.
- manual control speed – actuators run faster and more audibly.
- H&S and safety control speed – actuators run fastest. H&S control always has highest priority.

## Technical specifications

<b>Locking force</b>	3000N
<b>Permitted short pressure load when chain has run to end stop</b>	100N
<b>Short pressure capacity on motor</b>	Max. 150N (e.g. at the beginning of opening: sticky gasket, ice, wind speed)
<b>Chain opening</b>	1 15/16" – 9 13/16" increments of 25/64", maximum opening depends on the window construction
<b>Opening speed</b>	0.276 in/s (programmable 0.118 in/s up to 0.374 in/s)
<b>Sound pressure level</b>	≤33 dBA (operational speed: 1/8" in/s), ≤43 dBA (operational speed: 3/8" in/s)
<b>Window types</b>	Window types and sizes must be agreed with the window supplier and WindowMaster
<b>Window width</b>	Min. 1' 2 3/8", maximum width depends on the window construction and the number of window actuators
<b>Window height</b>	Min. 1' 3/8" / 1' 3 3/4" ( see installation suggestions 1 and 3), maximum height depends on the window construction and the number of window actuators
<b>Nominal voltage</b>	24 VDC (max. 10% ripple)
<b>Voltage</b>	20 - 36 VDC
<b>Max. open-circuit voltage</b>	Max. 36 VDC
<b>Current consumption</b>	WMX 504 / 504 UL: max. 0.5A WMX 804 / 804 UL: max. 1.0A
<b>Operating condition</b>	+23°F – +113°F, max. 90% relative humidity (not condensing)
<b>Switch-on-duration</b>	ED 40% (max. 4min. per 10min)
<b>Material</b>	Lacquered zinc housing with 0.39" zinc cromate passivated steel chain and a 6' 51/64" 3-core 22AWG cable with fast-in/fast-on connectors for connection to the extension cable WLL WMX 504 / 804: 6' 51/64" grey silicone cable WMX 504 UL / 804 UL: 6' 51/64" UL listed/recognized cable in grey (grey actuator) or white (white actuator)
<b>Colour</b>	Aluminium (RAL 9006), white (RAL 9010) and black (RAL 9005). Other RAL colours available at additional price
<b>Size</b>	1' 1 1/16" x 1 1/8" x 1 5/8" (W x H x D)
<b>Weight</b>	2.2 lbs
<b>IP rating</b>	IP20 – when surface mounted / IP32 – when concealed
<b>Certification</b>	Actuators with "U" in the article no. are UL certified accordingly to UL 325 and CAN/CSA-22.2 No. 247-14 and is supplied with UL approved cables UL STYLE 2464
<b>SHE test</b>	WMX 504 / 504 UL / 804 UL: not SHE tested WMX 804*: tested in accordance with DIN 18232-3, section 3.6 (30 minutes at 572°F) *The construction of the actuator is identical with WMX 802, which has passed the SHE test
<b>Delivery includes</b>	Actuator with 6 51/64" cable with fast in/fast out connector for WLL cable
<b>To be ordered separately</b>	Brackets and WLL extension cable
<b>Note</b>	We reserve the right to make technical changes and correct typing errors



The sound pressure level was measured externally by The Danish Technological Institute. The measurements have been carried out in a large regular room size 7 x 14 x 2.4 m (W x L x H) with the ceiling covered with a standard sound absorbent material. The A-weighted sound pressure levels have been measured at a distance of 1 meter away from the surface of the actuators and at the height of 1.6 meters from the floor.<sup>#</sup> The actuators were not installed on any window profile nor added any load. The full opening and full closing sound of the actuators have been measured and the result represents the average of the measurements.

Product code composition (actuator supplied in sealed plastic packaging)						
WMX 504 WMX 804	n	x	xxx	x	x	3
						Product version: 3
						Certification: 0 = CE, U = CE + UL
						Actuator hardware version: S = standard, E = with connection for pressure safety strip (E: not UL actuator)
						Chain opening: 1 15/16" – 9 13/16" increments of 25/64" (050 = 25/64")
						Colour: G = grey, W = white
Actuator variant: 1= single, 2 = double, 3 = triple, 4 = quad						
Explanation of product code structure						
WMX 504-2G070E 03		WMX 504 actuator, double synchronisation, grey, 2 3/4" chain opening, with connection for pressure safety strips, with CE certification, product version 3				

Items	Chain stroke [ft. and in.]	Length (L) [ft. and in.]	UL	Item no.	Item no. with entrapment connection
Single actuator	1 15/16" – 9 13/16"	1' 1 1/16"	X	WMX 504-1*xxx**S ***	WMX 504-1*xxx**E
	1 15/16" – 9 13/16"	1' 1 1/16"	X	WMX 804-1*xxx**S ***	WMX 804-1*xxx**E
Double actuator	1 15/16" – 9 13/16"	1' 1 1/16"	X	WMX 504-2*xxx**S ***	WMX 504-2*xxx**E
	1 15/16" – 9 13/16"	1' 1 1/16"	X	WMX 804-2*xxx**S ***	WMX 804-2*xxx**E
Triple actuator	1 15/16" – 9 13/16"	1' 1 1/16"	X	WMX 504-3*xxx**S ***	WMX 504-3*xxx**E
	1 15/16" – 9 13/16"	1' 1 1/16"	X	WMX 804-3*xxx**S ***	WMX 804-3*xxx**E
Quad actuator	1 15/16" – 9 13/16"	1' 1 1/16"	X	WMX 504-4*xxx**S ***	WMX 504-4*xxx**E
	1 15/16" – 9 13/16"	1' 1 1/16"	X	WMX 804-4*xxx**S ***	WMX 804-4*xxx**E

# G = Grey, RAL 9006; W = White, RAL 9010.

\* G = Grey, RAL 9006; W = White, RAL 9010; B = Black, RAL 9005.

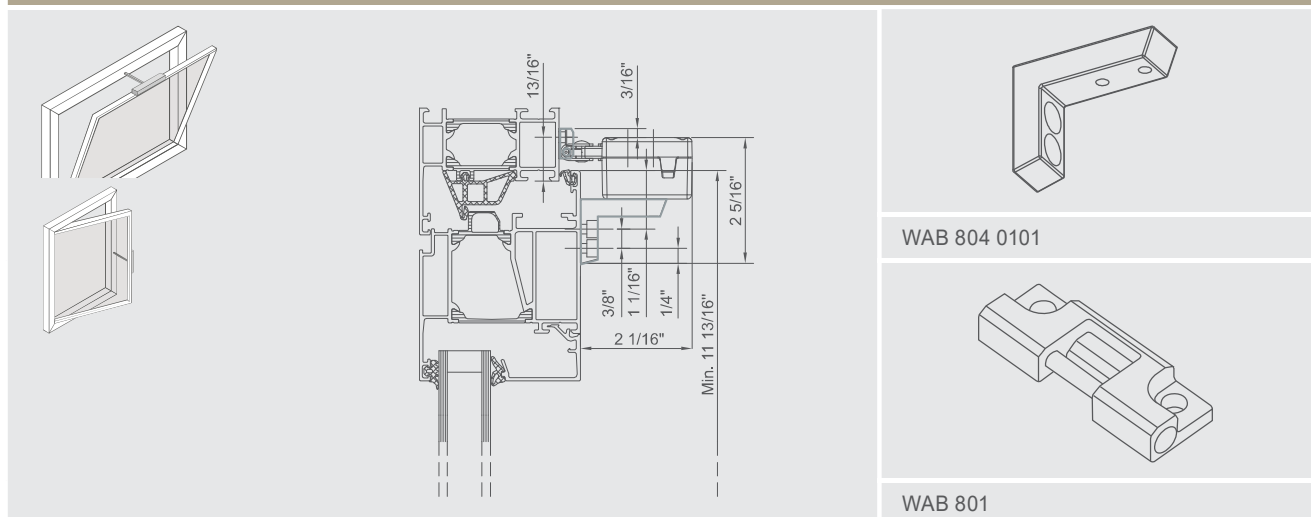
\*\* 1 15/16" – 9 13/16", in increments of 25/64" (050 = 25/64")

\*\*\* The actuator can be supplied with certification according to UL 325

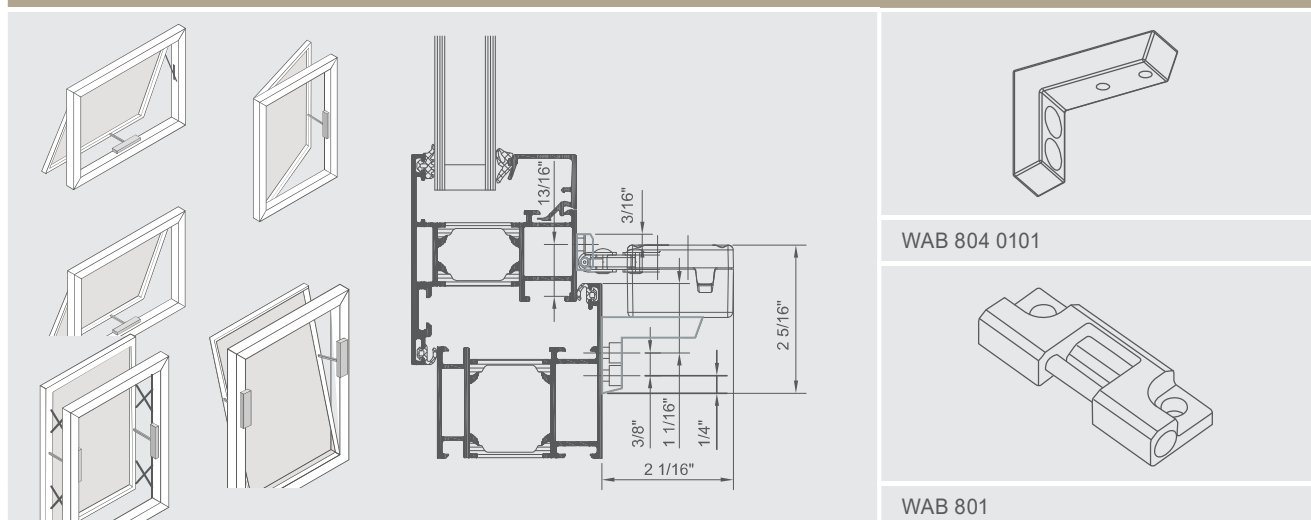
See also the table 'Product code composition' for further details as well as determination of final item no.

Brackets	Item no.
Chain bracket with tight-fitting bolt, WMX, for sash or frame	WAB 801
Chain bracket with split, for sash or frame	WAB 860
Chain bracket for wooden windows, for sash	WAB 867
Angle bracket for actuator, aluminium RAL 9006	WAB 804 0101
Angle bracket for actuator, white RAL 9010	WAB 804 1101
Z bracket for actuator WMX 504/804/526/826. Sash min. 2' 7 1/2"	WAB 805
Z bracket for actuator WMX 804 – for windows with offset sash min. 19/32"	WAB 807
See separate product sheets for further information.	

#### Installation suggestion 1 - Inward opening



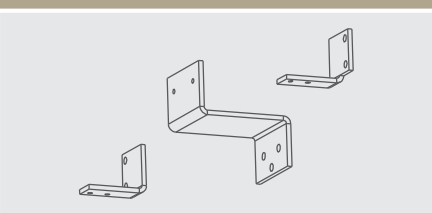
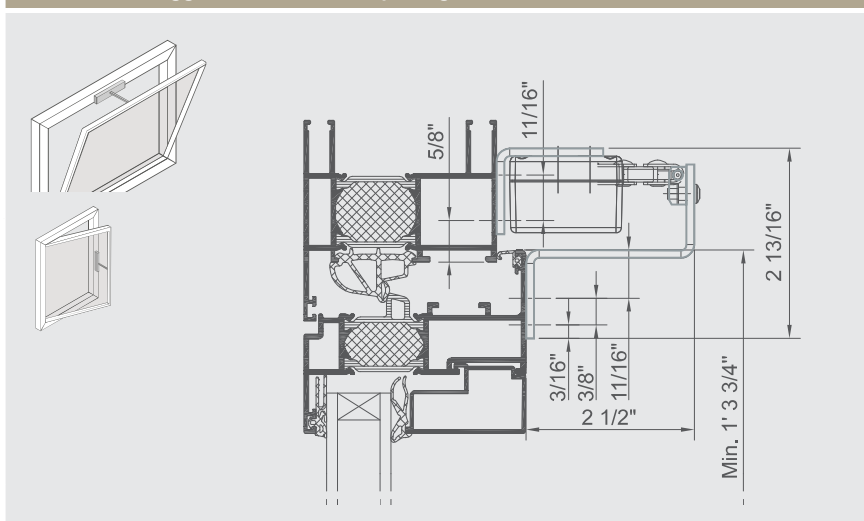
#### Installation suggestion 2 - Outward opening



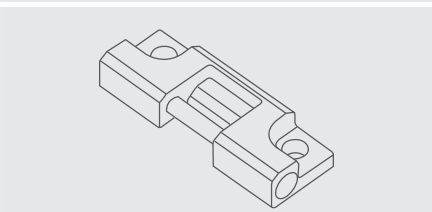
WMX 504 / 504 UL / 804 / 804 UL

# Chain actuator

## Installation suggestion 3 - Inward opening

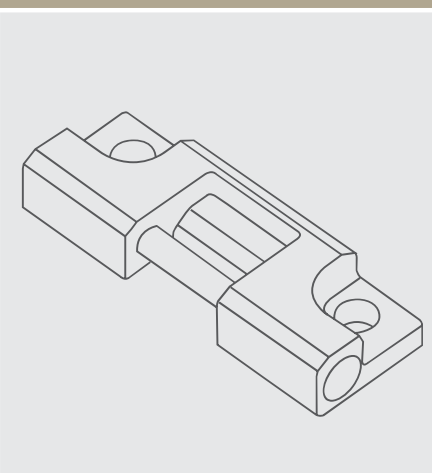
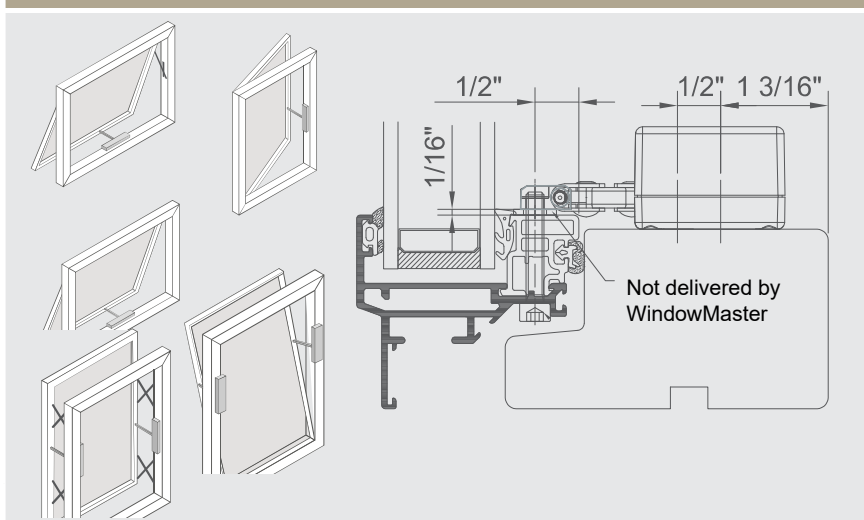


WAB 805

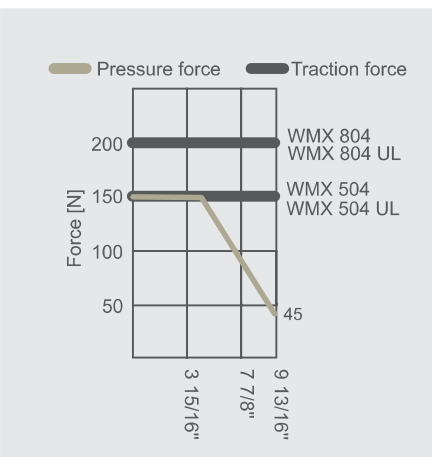
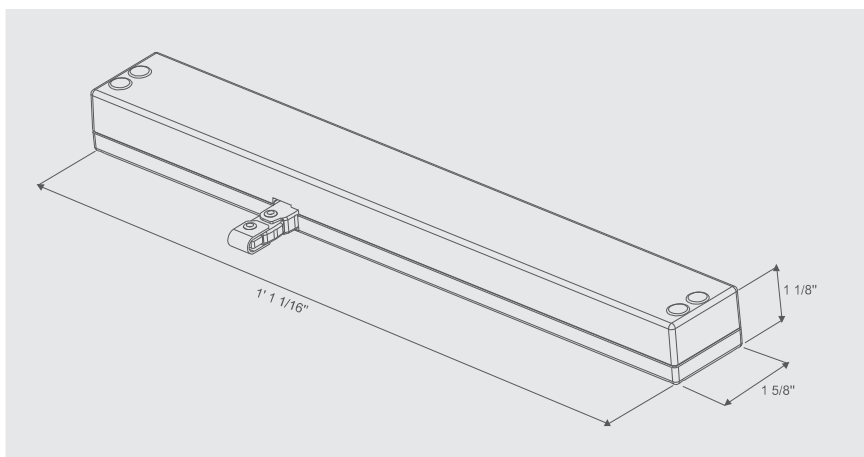


WAB 801

## Installation suggestion 4 - Outward opening



WAB 801



All dimensions are originally in metric units and converted into imperial units.  
For exact measurements please refer to documentation with metric values.