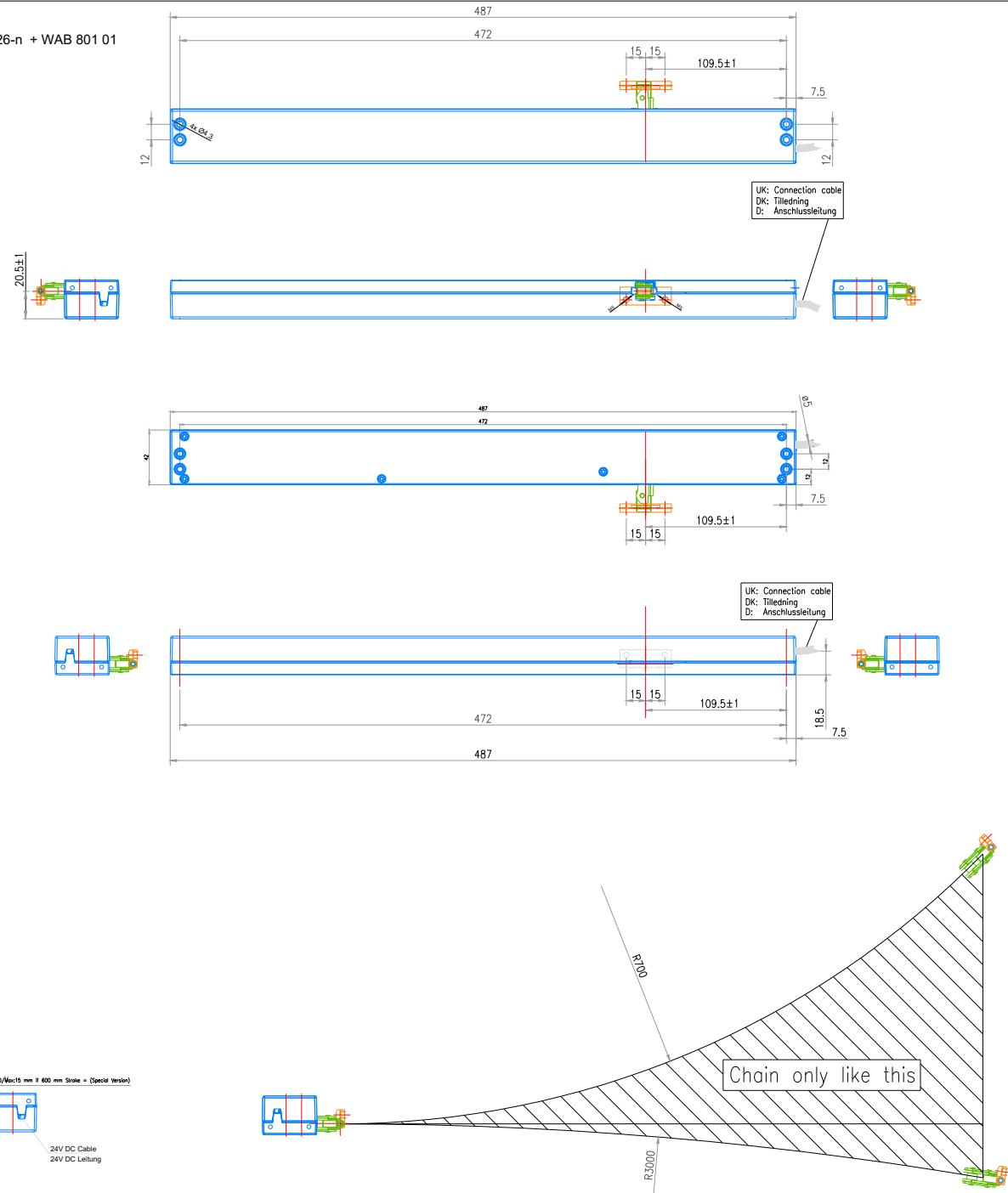


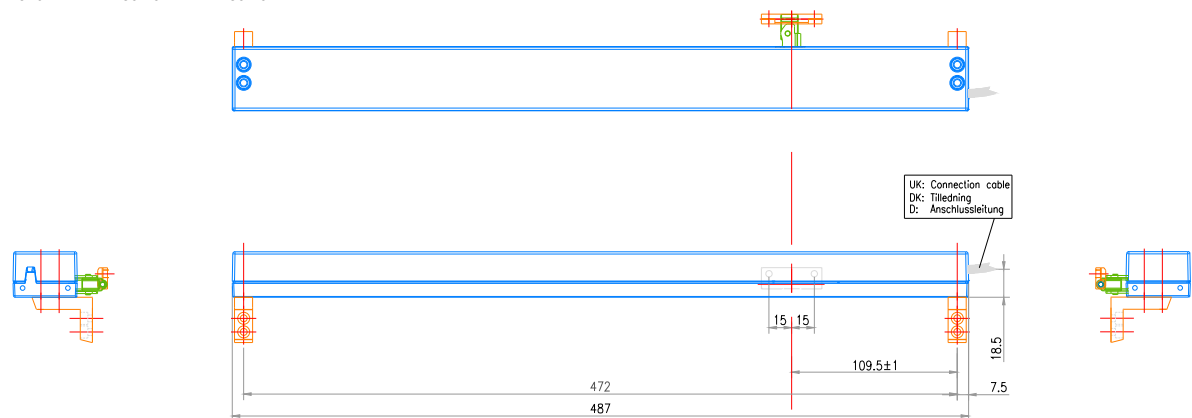
WMX 826-n / WMX 526-n

WMX 826-n / WMX 526-n + WAB 801 01



For further info: www.windowmaster.com/WMX826

WMX 826-n / WMX 526-n + WAB 801 01 + WAB 804 01

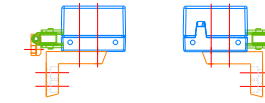


For further info: www.windowmaster.com/WMX826

Different brackets

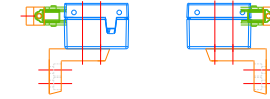
For further info and drawings: www.windowmaster.com/WAB804

www.windowmaster.com/WAB801



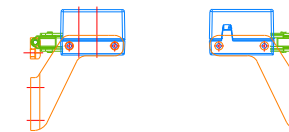
For further info and drawings: www.windowmaster.com/WAB860

www.windowmaster.com/WAB804



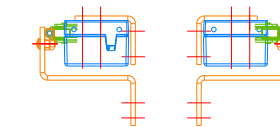
For further info and drawings: www.windowmaster.com/WAB824B

www.windowmaster.com/WAB801



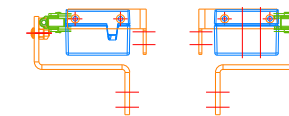
For further info and drawings: www.windowmaster.com/WAB805

www.windowmaster.com/WAB801



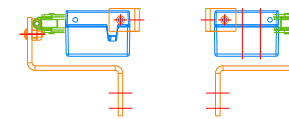
For further info and drawings: www.windowmaster.com/WAB841

www.windowmaster.com/WAB801



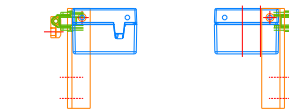
For further info and drawings: www.windowmaster.com/WAB829

www.windowmaster.com/WAB801



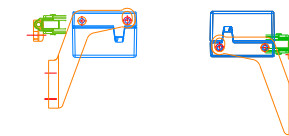
For further info and drawings: www.windowmaster.com/WAB845

www.windowmaster.com/WAB801



For further info and drawings: www.windowmaster.com/WAB826D

www.windowmaster.com/WAB801



Subject: WMX 826-n or WMX 526-n	Checked by:	Date: 2022-11-14	Drawn by:
Tolerances: DS/ISO 2768-m	© WindowMaster International A/S		
Material:	Profilesystem by		
WindowMaster International A/S	Client		
Tel: 0045 45 67 03 00	Scale		
Fax: 0045 45 67 03 90	Dimension		
Info@windowmaster.dk	Project		
www.windowmaster.com	Drawing No. LES-7160-02		
WindowMaster Control Systems Ltd.	Tel: +44 1536 614070		
WindowMaster GmbH	Tel: +49 (0) 40 87409 560		
WindowMaster AG	Tel: +41 62 289 22 22		

Bemærk:
Dette er kun et konstruktionsforslag til placering af motoren samt motorbeslagene. Det er til hver en tid op til den enkelte afprøve om den givne konstruktion kan fungere i det konkrete tilfælde.
Ophavsretten til denne tegning tilhører WindowMaster International A/S. Tegningen må ikke uden forudgående tilladelse fra WindowMaster International A/S kopieres videre til tredje part.
Al hensyn til sikkerheden skal der monteres sikkerhedsbeslag på bundhængte vinduer.

Note:
The above illustration is merely a suggestion for positioning of the motor and the motor brackets. It is up to the installer, in each specific case, to test whether the given design will function.
This drawing is the property of WindowMaster International A/S. This drawing must not, without prior permission from WindowMaster International A/S, be copied to third parties.
For safety reasons, opening restrictors must be fitted on bottom-hung windows.

Achtung:
Die hier dargestellten Profile, die Positionierung der Motoren sowie deren Beschläge verstehen sich als Konstruktionsvorschlag und sind vom Anwender auf Ausführbarkeit zu prüfen.
Zeichnungen mit dem Vermerk Konstruktionsvorschlag sind vom Anwender auf Richtigkeit sowie Aus- und Durchführbarkeit eigenverantwortlich zu prüfen.
Die Rechte an dieser Zeichnung sind Eigentum der Firma WindowMaster International A/S. Die Zeichnung darf, auch auszugsweise, ohne unsere Genehmigung weder kopiert noch dritten Personen oder Firmen mitgeteilt werden. Aus Sicherheitsgründen müssen Fangscheren auf unten angeschlossenen Fenstern montiert werden.

1:5